



euro™ Euro Portable Flag & Banner Displays
by Nexus Developments Europe - Made in Europe

Thank you for choosing a quality product from the Euro range of portable flag and banner displays.

Lightweight and robust, this product is suitable for outdoor or indoor use. Used properly it will provide years of service.

It is not designed for permanent mounting or for use in strong winds.

SplendR Assembly Instructions

1. Insert fibreglass rod with the angled housing already attached, into the pocket on the long vertical edge (fig 1).
2. Push the 20mm black tube up into the wide binding on the angled side of the flag from the bottom upwards (fig 2).
3. Push the Angled housing onto the 20mm tube, ensuring the top of the housing is level with the top of the tube (fig 3).
3. Push the yellow button into the hole on the angled housing (fig 4)
4. Insert the yellow button at the other end of the angled top edge into the cleat on the pole. (fig 5)
5. If required tension the banner by loosening the wing nut on the 'adjuster'. Move up or down to achieve the optimum flag tension. Tighten wing nut.
6. Fit the pole onto the angled wall bracket**

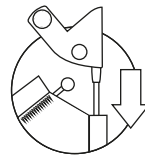
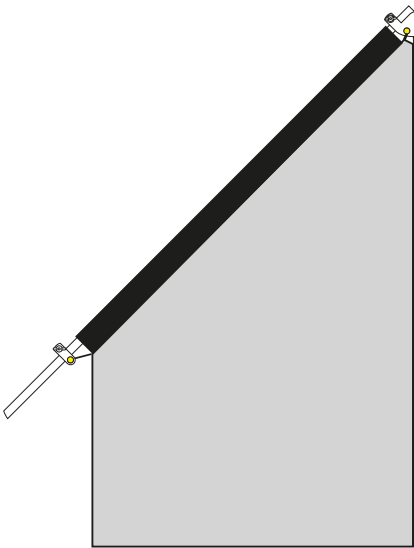


Fig 1

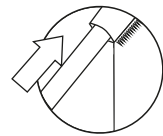


Fig 2

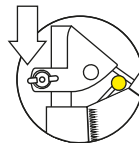


Fig 3

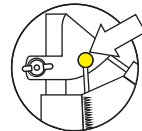


Fig 4




Fig 5

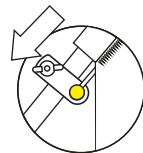


Fig 6

****Recommended screw or bolt size 6mm. Please ensure that the fixings you use are suitable, and that the supporting substrate is adequate enough to sustain the dynamic load created by the Flag and Flagpole. The ultimate performance of the unit will always be the substrate into/onto which the unit is to be fixed. If you are unsure we suggest you seek professional advice.**

It remains the responsibility of the user to establish the suitability of the product/s for the use/s to which they are put. Products in this range are designed for intermittent use only. They are not designed for rough handling or for use in strong winds etc. We take no responsibility for any failure or damage caused.

Caution: This pole must be assembled with the correct flag only and according to the instructions supplied. The manufacturer is not liable for any injury or property damage resulting from a failure to assemble according to the instructions.

www.nexusdevelopmentseurope.com

Made in Europe