

- 1, Check contents.
- 2, For permanent installation, excavate a foundation, (see table for dimensions). Concrete the socket into place, use a level to check the socket is vertical and sitting on the soil at the bottom of the hole and plumb checking at intervals as you infill the hole. Make sure there is 50mm of socket left above ground. **DO NOT SIT THE POLE ON CONCRETE** (see fig1a)
- 3, For a temporary installation use a ground auger and pack with sharp sand and soil to secure the ground socket, use a level to check the socket is vertical and plumb checking at intervals as you infill the hole. Make sure there is 50mm of socket left above ground. (see fig1b)
- 4, Assemble the pole sections. Make sure that the joints are fully home.
- 5, Mount finial onto the top of the pole, ensure that the pole is inserted in fully (see fig3a). Thread the ends of the halyard through the holes in the finial from above (see fig 3b), pull the halyard through to give 2 equal lengths.
- 5, Once concrete has set (if applicable), insert the complete flagstaff into the ground socket (Two persons are recommended for erection process)
- 6, Position cleat, drill two 4.5mm holes through one side of the pole and attach cleat. (see fig 4)
- 7, Ensure flag is the correct way up, tie an end of the halyard to each of the D-rings on the flag. (see fig5).
- 8, Hoist the flag to the top of the pole, wrap the halyard around the pole once and then wrap it around the cleat. If the flag has eyelets and an s-clip, hook the s-clip to the halyard to keep the flag close to the pole. (see fig 6)

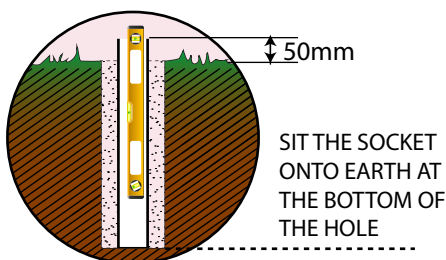


Fig 1a,

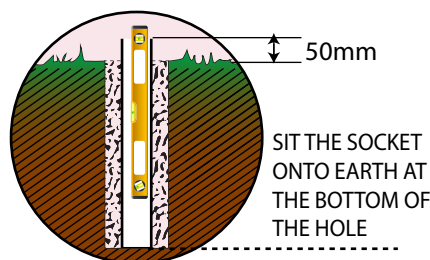


Fig 1b,

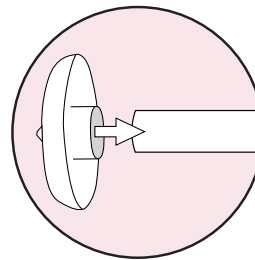


Fig 3a,

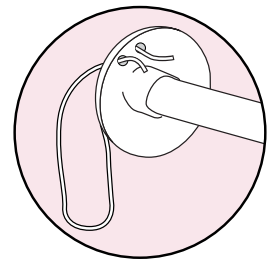


Fig 3b,

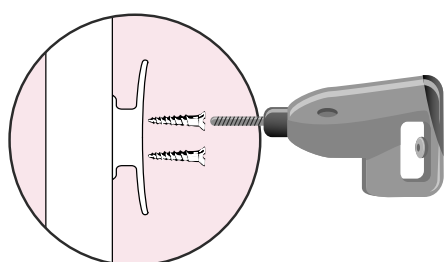


Fig 4,

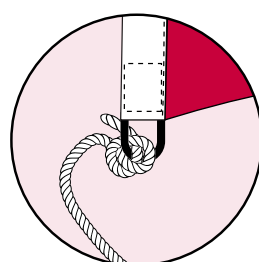


Fig 5,

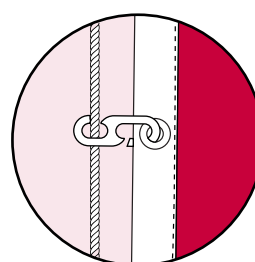


Fig 6,

2 Flagstaff sections & Ground Socket

Finial

Halyard

Cleat

CONTENTS

Flagmaster Pole Specifications

Overall pole length (2 sections)	8m
Height above Ground	7.25m
Top section diameter	64mm
Length of top section	3.2m
Bottom section diameter	75mm
Length of bottom section	5m
Ground socket internal diameter	77mm
Ground socket external diameter	83mm
Length of ground socket	850mm
Wall thickness	2.5mm
Packed Size	5.3 x 0.1 x 0.1m
Packed weight	18kg
Foundation square*	500mm
Foundation depth*	800mm
Max flag size (portrait)	100cm x 300cm
Max flag size (landscape)	225cm x 150cm


*These are suggested dimensions only, actual measurements will depend on ground conditions

WARNINGS

BEFORE INSTALLATION, CHECK FOR UNDERGROUND SERVICES

Do not fly flag when wind speed exceeds Force 7 (32mph)

It remains the responsibility of the user to establish the suitability of the product /s for the use/s to which they are put



Bottom Section

50mm
above
ground

Ground
Socket